

KIDS (PK-2ND)

**LESSON
#3-1**

**SAMPLE
DISPLAY COPY**

LIVING THE WORD

Narrative Lectionary



**Teaching Kids God's Story
KIDS (PK-2ND)**

Teacher's Guide

Contributors

Publisher

Gregory Rawn

Editors

Kari Osmek
Gregory Rawn
Elaine Seekon
Cynthia Fairman Paulson

Writers

Jennifer Hatleli
Victoria Hoppes
Nance Keyes
Beth Priest
Jenia Strom

Graphic Designers

Nicholas McDougal
Benjamin Borter

Layout

Nance Keyes

Illustrators

Amanda Wolfe
Rev. Tom Pairan

Copyrights

Living the Word: Teaching Kids God's Story, PK-2nd (Narrative Lectionary, Year 3)
Text and illustrations copyright © 2015-2020 by Spirit & Truth Publishing

All rights reserved. No part of this curriculum may be used or reproduced in any other manner whatsoever without written permission. For information, contact Spirit & Truth Publishing at www.SpiritAndTruthPublishing.com.

Unless otherwise noted, all Scripture is quoted from the New Revised Standard Version Bible, copyright © 1989, Division of Christian Education of the National Council of the Churches of Christ in the United States of America. Used by permission. All rights reserved.

Lesson #3-1

Creation and Fall

Genesis 2:4b-7, 15-17, 3:1-8

PK-2nd

Key Verse:

They heard the sound of the LORD God walking in the garden...and the man and his wife hid themselves from the presence of the LORD God among the trees of the garden.
Genesis 3:8

The Point:

God loves us, even when we do the wrong thing.

Making Connections:


Promises Made, Promises Broken

Bible Nuts & Bolts:

What is the Bible?

Spiritual Practice:

Fellowship



Activities a la Carte

Activities

Supplies

Story Centers (PK-K)

15 min.

Tend the Garden

Take care of God's garden.

Feed the Animals

Take care of God's animals.

Pick the Fruit

Gather the food God made.

- † Plastic garden toys
- † Stuffed animals
- † Plastic fruit
- † A pail or basket for each type of fruit

Into the Story (PK-2nd)

Tend to the Earth

Make a tend-the-earth collage.

10 min.

- † Pictures of bodies of water, animals, birds, parks, trees and flowers.
- † Poster board
- † Scissors
- † Glue stick

Bible Nuts & Bolts (1st-2nd)

What Is the Bible?

Take a close look at the Bible.

10 min.

- † Bibles
- † Internet-connected device
- † Optional: popular children's books from the library

Activities a la Carte

Learning the Story (PK-2nd)

The First Promise

Sound effects emphasize the stages in the story.

20 min. † Bibles

Living the Story (PK-2nd)

The Hand of Fellowship

Extend the hand of fellowship to classmates.

10 min. † None

Singing the Story (PK-2nd)

The B-I-B-L-E

Sing "The B-I-B-L-E."

5 min. † Bibles

Additional Activities

Apple Tree Craft (PK-2nd)

Make a fruit tree to remember the story.

10 min. † Small paper plates
† Green tissue paper
† Red construction paper
† Clothes pins
† Glue
† Pain brushes

Choices (PK-2nd)

Identify good and bad choices.

10 min. † Bibles
† Activity Sheet #3-1.A

Activities a la Carte

Additional Activities

Fruit Cups (1st-2nd)

Solve “Who am I” puzzles to get a fruit cup.

10 min.

- † Activity Sheet #3-1.B
- † Fruit cups
- † Spoons
- † Napkins
- † Several whole pieces of fruit

Bible Book (PK-2nd)

Optional ongoing activity.

5 min.

- † Bible Book page (found at end of lesson)
- † Cardstock or plain paper
- † Markers or crayons
- † Optional: three-ring binders, hole punch

Sending the Story (PK-2nd)

5 min.

- † None

Background for Teachers

Making Connections

Throughout history, God has made covenants, or promises, with God's beloved people. God established covenants with Adam and Eve, with Abram, with all Israel at Mt. Sinai, and with David. Too often, though, the people have broken their part of the promise; but God is faithful, and renews the promise again and again.

Story Summary:

Creation and Fall

In today's passage, God formed the first humans to walk with God in the Garden of Eden. With the exception of the tree of knowledge of good and evil, they were tasked with the care of the garden.

The serpent encouraged Eve to question God's reasons for saying not to eat the fruit of the tree. He led Eve to doubt God's love for humankind. She started to think God was keeping the best from them rather than giving them the best of the creation and the best of a relationship with God.

Eve and Adam both ate of the forbidden fruit. God gave them everything, including a perfect relationship with God, but they allowed the words of the serpent and their subsequent actions to interfere with that relationship. After they disobeyed and ate the fruit, they realized their nakedness and were embarrassed, and destroyed their perfect relationship with God. Disobedience (sin) came between humankind and God.

The Point

God loves us, even when we do the wrong thing.

Just as there were consequences for Eve and Adam's wandering, we too experience the consequences for our actions. Praise God for the mercy shown not only to Adam and Eve but to us as well. God will always take care of us.

Bible Nuts & Bolts:

What is the Bible?


The Bible is a collection of 66 books, full of stories, commands, and good news. One of the best things about the Bible is the message of love it brings to God's people. Just as a family photo album tells the story of that family's relationships and depicts the love found within that family, the Bible tells the story of God's love for God's people through stories and promises.

Spiritual Practice: Fellowship

God created another person after seeing that it was not good for Adam to be alone. Together people form the family of God. Together we look out for one another with love, compassion, assistance, and accountability. Together we remind one another of God's promises. And when one of us falls, we can be there to help that person with love and support.



Lesson Plan



Story Centers (PK-K; 15 minutes)

Story Centers are mini-activities designed specifically for preschool and kindergarten students. Depending on the size of your class, you can set these up as centers for in-class rotations or do them as a whole class one after another. In most preschool and kindergarten classes, these centers along with a snack, the “Learning the Story” activity, and the “Living the Story” activity will fill the education time, but feel free to choose any activity you think would be fun and appropriate for your class.

Tend the Garden

Provide garden toys, so the students can pretend to take care of a garden. Depending on the facility and resources, this could be sand and toy shovels and pails.

Feed the Animals

Provide stuffed animals to live in the garden. Students will take care of the animals that God created by grooming them, playing with them, and pretending to feed them.

Fruit Baskets

Scatter toy fruit, plastic fruit, or real fruit. Preschoolers will gather fruit, locate the matching basket, and place the fruit in baskets (basket of oranges, basket of apples, basket of bananas).

Into the Story (PK-2nd; 10 minutes)

Tend to the Earth

Make a tend-the-earth collage.

You will need:

- † Pictures of bodies of water, animals, birds, parks, trees, and flowers.
- † Poster board
- † Scissors
- † Glue stick

Before class:

1. Cut a big circle out of the poster board.
2. Cut pictures from nature magazines or print pictures from the Internet and cut them out. Gather enough cutouts so that when the students glue them to the poster board, the entire circle will be covered. To find pictures on the Internet, search “pictures trees” or “pictures rivers” or “photos birds”. You will find far more than you will need. Alternatively, take your own photos and cut out the pictures of nature.

During class:

1. **This circle represents the world that God has given to us. God wants us to take care of the earth. When it is your turn, choose a picture, glue it to the circle, and then tell us one thing we can do to take good care of what is in the picture. When we are done, we will have a collage of how we can do our job to take care of what God has created.**
2. Guide the students through the activity by asking what picture they chose. Then after the picture is glued to the circle, ask: **What can we do to take good care of the _____ (object in picture)?**
3. It is okay if pictures in a collage overlap.
4. **A long, long time ago, way back in the beginning, God gave Adam and Eve the job of taking care of the earth. They were to take care of the garden that God made for them.**

Bible Nuts & Bolts (1st-2nd; 10 minutes)

What is the Bible?

Take a look at the Bible.

You will need:

- † Bibles
- † Internet-connected device
- † Optional: popular children's books from the library

Before class:

1. Do an Internet search for “books of the Bible song” and choose a video that is appropriate for your students. Prepare to play it by pausing after any ads that run.

During class:

1. **What is your favorite story book?** [*Answers will vary.*]
2. Optional: **Have you read any of these books?** Hold up the children's books one at a time.
3. **Some story books are make believe and some story books are true.**
4. **The Bible is a collection of 66 books about God and God's relationship with people. We can read the Bible to learn about God's love for us and about God's promises to us. In the Bible, we also learn how to love God back. We read stories of people who lived a long, long time ago, even before Jesus was born. We learn about people who made mistakes and about how God forgives people.**
5. **Distribute Bibles. Help the students find the table of contents. This is the table of contents, a page in the Bible that lists all 66 books and the page number each book starts on in the Bible. Some of the names are big words to read.**
6. **Show the video that sings the books of the Bible. While this song plays, try to follow along. Point to each book in the Bible as you hear each book's name. Even if you can't read the words, you can still keep track because the table of contents and the song list the books in the same order.** (Note: this is not a singing activity.)
7. **Perhaps someday you will read the entire Bible. Some people read it through once every year.**

Learning the Story (PK-2nd; 20 minutes)

The First Promise

Sound effects emphasize the stages in the story.

You will need:

- † Bibles

During class:

1. Help the students find Genesis 2 in the Bibles even if some cannot read or follow along. Read (or if you have some strong readers, ask a volunteer to read) Genesis 2:4-7.
2. Read or ask a volunteer to read Genesis 2:15-17.
3. **Why did God put the man in the garden?** *[To take care of it.]*
4. **God made a beautiful garden. Then God put the man in the garden to take care of it. Who do you let touch or take care of your favorite toys or important belongings?** *[They may list specific names.]* **Why do you let them do this?** *[Answers may vary.]* **We give permission to the people who we trust to take good care of our special belongings.**
5. **God gave the whole garden to Adam, to live in and take care of. What one rule did God give to Adam?** *[Do not eat from the tree of the knowledge of good and evil.]* **What did God expect and trust Adam to do with that rule?** *[Obey. Follow the rule. Not eat the fruit.]*
6. **During the next part of the story, I am going to need some helpers to make sound effects.** Divide the class into groups. Tell one group to tap their finger tips or nails on the table when they hear someone or something being sneaky or trying to stir up trouble. Let them practice. Another group will make a high pitched warning “beep-beep-beep” when someone is thinking about doing something wrong. Let them practice. Another group will shout a lingering “Noooo!” when someone makes a bad decision or action. Let them practice. Another group will cover their faces and groan when someone feels ashamed for a specific action. Let them practice.
7. Read Genesis 3:1. (Rat-a-tat-tat fingers tap on table.)
8. Read Genesis 3:2-3.
9. Read Genesis 3:4-5. (Rat-a-tat-tat fingers tap on table.)
10. Read Genesis 3:6, stopping after “make one wise.” (Beep-beep-beep.)
11. Finish reading Genesis 3:6 (Noooo!)
12. Read Genesis 3:7 (Groans.)
13. Read Genesis 3:8 (Groans.)

14. **What was tricky about the serpent's words?** *[He was trying to get the woman to think that God was the one tricking her; he wanted her to second guess or question the rules; he did not come right out and say to disobey, but he slowly led her to think it was okay to do the wrong thing.]*
15. **Re-read Genesis 3:4-5** (Rat-a-tat-tat fingers tap on table.)
16. **What did the serpent try to get Eve to believe about God's rule?** *[That God was not telling the truth.]*
17. Re-read Genesis 3:6, stopping after "make one wise." (Beep, beep, beep.)
18. **How could you tell that the woman was starting to think about doing the wrong thing?** *[She started looking at the fruit, she started thinking the fruit was good, she started thinking that maybe the fruit could make her wise.]*
19. **When the woman was doing all that thinking about how good the fruit might be, what was she forgetting?** *[God's rule about the fruit.]*
20. **How could she have kept herself from wondering so much about the fruit that she wanted to try it?** *[Think more about God's rule, look the other way, think about all the things God gave and allowed her to have rather than what she was not allowed to have.]*
21. Read the rest of Genesis 3:6. (Nooooo!)
22. **How do you think God felt when both the woman and the man ate the fruit that God told them not to eat?** *[Sad, mad, disappointed, hurt.]*
23. Read Genesis 3:7-8. (Groans.)
24. **How did the woman and the man feel after they disobeyed and ate the fruit?** *[Ashamed, bad, afraid.]*
25. **God promised to take care of Adam and Eve. They broke their promise to obey. God was not pleased with them, and there were consequences for their disobedience, but God still kept the promise to take care of them. Our God is a promise keeper!**

Living the Story (PK-2nd; 10 minutes)

The Hand of Fellowship

Extend the hand of fellowship to classmates.

You will need:

- † Nothing

During class:

1. **Fellowship is a special time spent with others at our church, family, or even friends.** Ask the students to repeat the word “fellowship.” **We get together to talk, to pray, to eat, and—most of all—to help take care of each other. What are some of the occasions when you came here to church for a special time of fellowship?**
[Answers will vary.]
2. **Adam and Eve lived in fellowship with God, walking with God in the garden every day. Then one day they disobeyed God, and that broke the fellowship. They were too ashamed to walk with God.**
3. **Sometimes in church services we can “extend the hand of fellowship” by shaking hands with others and saying, “God be with you,” or “Peace to you.” If you are mad at another person or do not know them, it is hard to want to shake hands. We need to ask God to help us be in fellowship with everyone, even with those people in the church family who we are mad at or do not know.**
4. Show by example that you would like the students to go around the room, shake hands with every single one of the others in the room, and say to each one, “God be with you.”
5. If a student does not want to shake hands or is sick explain that a wave, a fist bump, or even a smile will work.

Singing the Story (PK-2nd; 5 minutes)

The B-I-B-L-E

Sing “The B-I-B-L-E”.

You will need:

† Bibles

During class:

1. Distribute Bibles to those who did not bring one.
2. Sing “The B-I-B-L-E”. **Why is the Bible the book for you?** [*Answers will vary; the Bible is full of God’s love; the Bible tell us how to live...*]
3. **What does it mean to stand on the Bible, or “stand alone on the Word of God”?** (Some students take this literally, thinking that they are to stand on the actual Bible.) [*It means that we believe in it and follow it.*]

Lyrics:

The B-I-B-L-E,
Yes that's the book for me,
I stand alone on the Word of God,
The B-I-B-L-E.

The B-I-B-L-E,
Yes that's the book for me,
I read and pray, trust and obey,
The B-I-B-L-E.

Additional Activities

Apple Tree Craft (PK-2nd; 10 minutes)

Make a fruit tree to remember the story.

You will need:

- † Small paper plates
- † Green tissue paper
- † Red construction paper
- † Clothes pins
- † Glue
- † Paint brushes

Before class:

1. Cut the green tissue paper into small squares of approximately 1". Each student will need enough squares to cover their paper plate when they are glued on.
2. Cut several small circles out of the red construction paper to represent apples.
3. Make sure the clothes pins are the spring-activated type. These will clip to the paper plates to serve as the trunk of the tree.

During class:

1. **We hear in our story about a beautiful tree that the snake uses to tempt Eve. It might have looked like an apple tree. We are going to make a tree to help us remember and retell this story when we get home.**
2. Give each student a paper plate and a pile of green tissue paper squares. Write the student's name on the back of the plate. Put glue onto other plates so that students have access to it. Instruct students to use a paintbrush to paint glue onto their tree plate and then place the green tissue paper on the plate until the plate is covered.
3. Distribute the red circles to each student. Allow them to glue the circles over the green tissue paper to make apples.
4. Give each student a clothes pin. Show them how to clip the clothes pin to the plate to make the trunk of the tree.
5. **When you take this tree home, you can use it to tell your family the story of Adam and Eve in the garden.**

Choices (PK-2nd; 10 minutes)

Make godly choices by listening to the right voices.

You will need:

- † Bibles
- † Activity Sheet #3-1.A

During class:

1. This is a game during which you will read various prompts from a script (Activity Sheet #3-1.A). Try to use different voices as you read the prompts. **When you hear me say things that are tempting you to make bad choices, hiss like a snake. When you hear me say things that are leading you to make good choices, hold up your Bible.**
2. Challenge the students with the fun opportunity to take turns coming up with scenarios for their classmates to respond with a hiss or a Bible.
3. After the activity say, **when you are tempted to make a wrong choice, picture yourself holding up the Bible, choose to turn around and listen to the thoughts and people that lead you to make good choices.**

Fruit Cups (1st-2nd; 15 minutes)

Solve “Who am I” puzzles to get a fruit cup.

You will need:

- † Activity Sheet #3-1.B
- † Fruit cups
- † Spoons
- † Napkins
- † Six whole pieces of fruit (any kind)

Before class:

1. Before serving any food, always check with participants or caregivers for students who have food allergies. Provide an alternative if necessary.
2. Print one copy of Activity Sheet #3.1B, and cut out the individual pieces.
3. Put the pieces on the table, with one piece of fruit on each one.

During class:

1. **Although some people call it an apple, the Bible does not tell us what fruit the serpent (snake) in the story encouraged Eve to eat and that Eve encouraged Adam to eat. What we do know is that God provided Adam and Eve with a lot of other nutritious fruit. God provides fruit to nourish our bodies, too.**
2. **Beneath each fruit on the table there is a “Who am I” riddle to solve. The answers are from today’s Bible story.** Ask a volunteer to pick up a piece of fruit, thank God for the fruit, and read the riddle. Offer assistance with the reading.
3. The other students solve or answer the riddle.
4. Continue working with the riddles until all six are solved.
5. Distribute fruit cups to everyone. Thank God for making so many different kinds of fruits to nourish our bodies.
6. Enjoy the snack.

Bible Book (PK-2nd; 5 minutes)

Optional ongoing activity.

You will need:

- † Bible Book page (found at end of lesson)
- † Cardstock or plain paper
- † Markers or crayons
- † Optional: three-ring binders, hole punch

Before class:

1. Make copies of this week's Bible Book page on cardstock or copy paper for each student.

During class:

1. Pass out Bible Book pages.
2. Read the bottom of the Bible Book page aloud, reminding students of what they learned in the lesson.
3. Have them put their names on their pages, and draw a picture of something they particularly liked or remember from story in the middle of the page.
4. Optional: Collect and three-hole punch the pages, and put them in individual binders for each student to be kept at church until the end of the year. If you wish, you can investigate other options for binding the Bible books through a local print shop at the end of the year instead of using a three-ring binder.

Sending the Story (PK-2nd; 5 minutes)

- **What was Eve's biggest mistake?** [*Letting herself listen to the snake, doing what the snake said instead of what God said.*]
- **What are you going to do when you are tempted to make a bad choice?** [*Pray, think of holding up the Bible and get away; make a good choice instead.*]

Prayer

Before ending class, make a point to come together to pray. Use the following or say your own prayer. Never force a student to hold hands or similar if they do not want to. Consider alternatives if needed.

As a part of the fellowship of believers, we will hold hands and show that we all agree when we pray. Each time we pray something different, we will all raise our hands. Lower them before the next part of the prayer. I will pray a line first and then you will repeat it. Keep holding hands the whole time!

Thank you God for fruit. (Joined hands raise.)

(Joined hand are at sides.)

Thank you for forgiveness. (Joined hands raise.)

(Joined hand are at sides.)

Thank you for your love. (Joined hands raise.)

(Joined hand are at sides.)

Help us make good choices. (Joined hands raise.)

(Joined hand are at sides.)

Amen.

Choices

Make godly choices by listening to the right voices.

1. You are told to put your toys away, but you think it would be easier and faster to tuck them under the bed. *[Hiss.]*
2. Another child pulls your hair, but you remember that you should be kind to them. *[Hold up Bible.]*
3. You hear other children being rude to their parents, but you know that you should respect your parents' words. *[Hold up Bible.]*
4. You are told to go to bed, but you would rather stall for a few more minutes. *[Hiss.]*
5. You promised to share a toy with a friend, and you know that you should keep your promise, even if you do not want to. *[Hold up Bible.]*
6. You are not supposed to use the computer without permission, and even though you really want to play a game, you know you should wait until your parents say it is okay. *[Hold up Bible.]*
7. You know that if you put your feet across the seat on the bus, you can have the seat to yourself. *[Hiss.]*
8. You want to be a part of a group, even if that means you will tease someone. *[Hiss.]*
9. You are told to put your toys away, you know you should listen to your parents. *[Hold up Bible.]*
10. Another child pushes you, and you want to push them back. *[Hiss.]*
11. You hear other children being rude to their parents, and you do that, too. *[Hiss.]*
12. You are told to go to bed, and even though you do not want to go to bed yet, you should obey. *[Hold up Bible.]*
13. You know that if you make room for someone on your seat on the bus, even though you will have less space, it will be a nice thing to do. *[Hold up Bible.]*
14. You promised to share a toy with a friend, but it would be more fun to keep it to yourself. *[Hiss.]*
15. You are not supposed to get on the computer without permission, but you want to do it anyway. *[Hiss.]*

Fruit Cups

Solve “Who am I” riddles to get a fruit cup.

<p>(1)</p> <p>I know what is right. I know full well. But “do what is wrong” Is the message I tell.</p>	<p>(2)</p> <p>I give all of this to you, To live in and to tend. Eat all but this, or you will find Your pleasure here will end.</p>	<p>(3)</p> <p>I know the rule, But the fruit looks good. How can God Keep me from food?</p>
<p>(4)</p> <p>The woman took The first bite. I know I should not, But I think I might.</p>	<p>(5)</p> <p>I feel so bad. Do not look at me. I ate the fruit. Embarrassed me.</p>	<p>(6)</p> <p>I am a child. God loves me so. God gives me fruit To help me grow.</p>

Answers:


1. Serpent (snake)
2. God
3. Eve
4. Adam
5. Eve and Adam
6. Each of the students in the room.

Creation and Fall

Genesis 2:4b-7, 15-17, 3:1-8

The Point:

God loves us, even when we do the wrong thing.



PK-2nd

The Story @ Home

Living the Word: Teaching Kids God's Story

Narrative Lectionary, Year 3 (2020-2021)

Lesson #3-1

Genesis 2:4b-7, 15-17; 3:1-8

This Week

At the beginning of creation God makes a promise to the first humans, but they quickly break the promise they make to God (Genesis 2:4b-7, 15-17, 3:1-8).

The Point

God loves us, even when we do the wrong thing.

Story Summary

Creation and Fall

After God made the earth and the heavens, God formed the first humans. These humans, Adam and Eve, were called by God to care for the garden of Eden. God gave them permission to eat any of the fruit that grew there, with one exception. The crafty serpent encouraged Eve to question God's rules and love for humankind. She decided that God was keeping the best from them rather than giving them the best of creation. Eve and Adam both ate the forbidden fruit. God gave them everything, including a perfect relationship with God, but they followed the words of the serpent and disobeyed God. Their betrayal damaged their relationship with God. Sin came between humankind and God.

Bible Nuts & Bolts

What is the Bible?

The Bible is a collection of 66 books, full of stories, commands, and good news. One of the best things about the Bible is the message of love it brings to God's people. Just as a family photo album tells the story of that family's relationships and depicts the love found within that family, the Bible tells the story of God's love for God's people through stories and promises.

Practice: Fellowship

Like Adam and Eve, we are created to be in loving relationships with each other, and with God. But we all break promises and hurt others, even if we do not mean to. Take time together for each person to ask forgiveness from others in the family, even for small acts. Then, offer forgiveness with words, hugs, or high fives!

Next Week

God promises Abram (Abraham), that he and his wife Sarai (Sarah) will have many descendants, even though they are old and have no children (Genesis 15:1-6).

Family Discussions

Use the questions below or other questions you think of to discuss today's Scripture reading (listed above) with your family.

- ✝ God had a reason for what God did. What do you think it was?
- ✝ Why do you think the people did what they did?
- ✝ What does this tell us about God and promises?

Family Devotions

As you hear and study these stories each week, consider what God has to say to you and your family. What is God's message to us? How should we respond?

Sunday—Read Genesis 2:4b-7, 15-17; 3:1-8

God created the Garden of Eden and asked Adam and Eve to take care of it. Think about all that God created for you. Thank God for hands, and then each family member can demonstrate something we can do with our hands. Continue with feet, legs, arms, eyes, and nose. God cares about us.

Monday—Read Genesis 3:9-19

God confronted Adam and Eve about their sin. Act out the passage. Show embarrassment by hiding behind the couch or a chair. Do we ever blame other people for things that we do wrong?

Tuesday—Read Genesis 6:9-22

God told Noah to build an ark, and God promised to keep Noah and his family safe during the flood. Find something you can pretend to be the ark. Line up stuffed animals or other toys, two by two.

Wednesday—Read Genesis 7:17-24; 8:6-12

Just as God promised, there was a flood, but Noah's family was safe. Continue using the pretend ark. Tap your fingers or hands on something to make sounds like rain. Imagine being in an ark and hearing the heavy rain for days and days.

Thursday—Read Genesis 9:8-17

God made a rainbow covenant with Noah, promising never to destroy the earth by flood again. Dress up in colorful outfits. Try to have on as many colors as possible. Wear your rainbow outfits and walk around, thanking God for keeping promises.

Friday—Read Genesis 11:1-9

The people were working together to become as powerful as God. They had to remember that people will always need God. Find a video of someone speaking another language. Block the screen and just listen to the other language.

Saturday—Read Genesis 12:1-7

Abram was asked to pick up everything and go wherever God leads him. Ask everyone to pick something up and carry it to another room.