


**KIDS (3RD-6TH) LESSON
#3-1**

**SAMPLE
DISPLAY COPY**

LIVING THE WORD

Narrative Lectionary



**Teaching Kids God's Story
KIDS (3RD-6TH)**

Teacher's Guide

Contributors

Publisher

Gregory Rawn

Editors

Kari Osmek
Gregory Rawn
Elaine Seekon
Cynthia Fairman Paulson

Writers

Jennifer Hatleli
Victoria Hoppes
Nance Keyes
Beth Priest
Jenia Strom

Graphic Designers

Nicholas McDougal
Benjamin Borter

Layout

Nance Keyes

Illustrators

Amanda Wolfe
Rev. Tom Pairan

Copyrights

Living the Word: Teaching Kids God's Story, PK-2nd (Narrative Lectionary, Year 3)
Text and illustrations copyright © 2015-2020 by Spirit & Truth Publishing

All rights reserved. No part of this curriculum may be used or reproduced in any other manner whatsoever without written permission. For information, contact Spirit and Truth Publishing at www.SpiritAndTruthPublishing.com.

Unless otherwise noted, all Scripture is quoted from the New Revised Standard Version Bible, copyright © 1989, Division of Christian Education of the National Council of the Churches of Christ in the United States of America. Used by permission. All rights reserved.

Lesson #3-1

Creation and Fall

Genesis 2:4b-7, 15-17, 3:1-8

3rd-6th

Key Verse:

They heard the sound of the LORD God walking in the garden...and the man and his wife hid themselves from the presence of the LORD God among the trees of the garden.

Genesis 3:8

The Point:

God loves us, even when we do the wrong thing.

Making Connections:


Promises Made, Promises Broken

Bible Nuts & Bolts:

What is the Bible?

Spiritual Practice:

Fellowship



Activities a la Carte

Activities

Supplies

Into the Story

Simon Says

10 min. † None

Listen for the right words to follow in a game of “Simon Says.”

Bible Nuts & Bolts

What Is the Bible?

15 min. † Bibles
† Letters
† Diary
† Maps
† Photo album
† Newspaper

A contemporary connection is made with the contents of the Bible.

Learning the Story

Following the Wrong Voice

20 min. † Bibles
† Recording device with playback capability

Voices and Scripture emphasize God’s faithfulness and our tendency to wander.

Living the Story

Roles in Fellowship

15 min. † Activity Sheet #3-1.A

Role play reaching out to help those who listen to the wrong voices.

Activities a la Carte

Additional Activities

Promises, Promises

Play a Bible verse game to discover some of God's promises.

20 min.

- † Bibles
- † Activity Sheet #3-1.B
- † Activity Sheet #3-1.C

Watchout for that Snake

Plan a strategy to watch out for that snake.

15 min.

- † Paper
- † Pens or pencils
- † Optional: Internet-connected video player

Fruit Art

Create and eat Bible story fruit art.

15 min.

- † Paper plates
- † Napkins
- † Toothpicks
- † Fruit
- † Small sandwich size bags

Bible Book

Optional ongoing activity.

5 min.

- † Bible Book page (found at end of lesson)
- † Cardstock or plain paper
- † Pens or pencils
- † Markers or crayons
- † Optional: three-ring binders, hole punch

Sending the Story

10 min.

- † Recordings from Learning the Story

Background for Teachers

Making Connections

Throughout history, God has made covenants, or promises, with God's beloved people. God established covenants with Adam and Eve, with Abram, with all Israel at Mt. Sinai, and with David. Too often, though, the people have broken their part of the promise; but God is faithful, and renews the promise again and again.

Story Summary:

Creation and Fall

In today's passage, God formed the first humans to walk with God in the Garden of Eden. With the exception of the tree of knowledge of good and evil, they were tasked with the care of the garden.

The serpent encouraged Eve to question God's reasons for saying not to eat the fruit of the tree. He led Eve to doubt God's love for humankind. She started to think God was keeping the best from them rather than giving them the best of the creation and the best of a relationship with God.

Eve and Adam both ate of the forbidden fruit. God gave them everything, including a perfect relationship with God, but they allowed the words of the serpent and their subsequent actions to interfere with that relationship. After they disobeyed and ate the fruit, they realized their nakedness and were embarrassed, and destroyed their perfect relationship with God. Disobedience (sin) came between humankind and God.

The Point

God loves us, even when we do the wrong thing.

Just as there were consequences for Eve and Adam's wandering, we too experience the consequences for our actions. Praise God for the mercy shown not only to Adam and Eve but to us as well. God will always take care of us.

Bible Nuts & Bolts:

What Is the Bible?


The Bible is a collection of 66 books, full of stories, commands, and good news. One of the best things about the Bible is the message of love it brings to God's people. Just as a family photo album tells the story of that family's relationships and depicts the love found within that family, the Bible tells the story of God's love for God's people through stories and promises.

Spiritual Practice: Fellowship

God created another person after seeing that it was not good for Adam to be alone. Together people form the family of God. Together we look out for one another with love, compassion, assistance, and accountability. Together we remind one another of God's promises. And when one of us falls, we can be there to help that person with love and support.



Lesson Plan



Into the Story (10 minutes)

Simon Says

Listen for the right words to follow in a game of “Simon Says.”

You will need:

- † Nothing

During class:

1. As you begin, keep in mind that the objective of the activity is to guide the students to see how easy it is to get caught up in our activities and make mistakes by following the wrong words or the leading of the wrong voice.
2. Ask the students to pay attention and stay focused as you lead them in a few rounds of “Simon Says.” Do your best to get them to make mistakes so you can catch them following an action when it is not preceded by the words, “Simon Says.” If you do a lot of quick steps in a row preceded by “Simon Says,” and do not hesitate when you then give a command without saying “Simon Says,” you should be able to catch them.
3. After the activity, ask: **How easy was it to follow along, again and again, in a routine, and to get lost in what we were doing so much that we did not listen for the right words?** Ask those who did not make mistakes to share their strategy.
4. If there is time, children can take turns leading a few more rounds of “Simon Says.”

Bible Nuts & Bolts (15 minutes)

What is the Bible?

A contemporary connection is made with the contents of the Bible.

You will need:

- † Bibles
- † Letters
- † Diary
- † Maps
- † Photo album
- † Newspaper

Note: this activity can be abbreviated according to your time schedule. You do not need to go to each of the Scripture passages and read the examples. You can simply state the text in boldface.

During class:

1. Distribute Bibles to those who did not bring their own.
2. Take a handwritten letter out of a hand addressed envelope. Hold up the letter and read: **Dear Cindy, It was nice to spend time with you last month. I smile when I think of how hard we laughed.** Then turn to the end of the letter and read, **“Love, Jan.”**
3. **Why do people write letters to each other?** *[Answers will vary, but may include: to keep in touch, to let them know they are being thought of, etc.]* **Sometimes today people send email or text messages instead of letters. What kinds of things do people say in email, text, or social media?** *[Answers will vary.]*
4. Help the children find Philippians in the New Testament. Read Philippians 1:1 or ask a volunteer to read. Explain: **The Bible has a collection of letters in it. These letters were from people who were far away from each other. They were written to various churches to tell them about God’s love and promises, or to tell them how to live a life in relationship to God.**
5. Ask if any of the children keep a diary or a journal. Fewer people keep diaries these days, so explain: **A diary keeps track of details or highlights of what we do each day, or it may hold our feelings, dreams, and secrets.** Hold up the diary. Read a few lines, or say: **Today when we were out walking, we passed a homeless person. I felt bad that I did not have any change.**

6. Help the children find Nehemiah. Read Nehemiah 2:11-12 or ask a volunteer to read. **Some parts of the Bible are like a diary of the lives of people a long, long time ago. We read about their actions, their mistakes, their prayers, and about God's love for them.**
7. Hold up a map. **Why do we use printed or online maps?** [*To find the way if we do not have a GPS, etc.*] If you have a local map, show where your church is on the map. **The Bible tells about places and follows the journeys of people from place to place.** Help the children find Acts. Read Acts 20:1-3 or ask a volunteer to read. **We read in the Bible about how God's love was spread from nation to nation.**
8. Hold up the family photo album. **What kinds of things go in a family album?** [*Family photos from birthdays, vacations, sports games, graduations.*] **In the Bible, we follow the highlights of lives from birth to old age.** Help the children find Genesis 30:22-24. Read the verses or ask a volunteer to read. Help the children find Genesis 50:22, 26. Read or ask a volunteer to read. **The Bible tells the story of God's family. It tells of the births, highlights, and deaths of certain people.**
9. Hold up the newspaper. **What is the purpose of a print or online newspaper?** [*To find out what is going on in the world around us.*] **We read about things that happen each day in the world around us. The Bible is a record of things that took place a long time ago, including a record of how God kept God's promises.**
10. **When the people wrote these letters, the history and all of the accounts in the Bible, they were inspired by God about what to write. When we read the Bible, we can know that it contains important truths that God wants us to know and follow. The Bible is a way that God talks to us and shows love to us. The Bible is a message we can read to learn to love God and love others.**

Learning the Story (20 minutes)

Following the Wrong Voice

Voices and Scripture emphasize God's faithfulness and our tendency to wander.

You will need:

- † Bibles
- † Recording device with playback capability

Before class:

1. Record just the dialog from Genesis 2:16-17 in a kind, loving voice (begins with "You may freely eat...")
2. Record just the dialog from Genesis 3:1 in a sneaky, creepy voice (begins with "You shall not eat...")
3. Recorder to record just the dialog from Genesis 3:4-5 in a sneaky, creepy voice (begins with "You will not die...")

During class:

1. **Today's lesson starts at the very beginning when our loving God made the heavens and earth and when God made Adam and Eve to be in relationship with God.**
2. Distribute Bibles.
3. Ask the children to turn to Genesis 2, and help them as needed.
4. Read or ask a volunteer to read Genesis 2:4b-7.
5. **Cover your nose with your hand. Feel your breath in your hand as you breathe out of your nose. Close your eyes as you inhale. Imagine God breathing breath into your nostrils to give you life. Take your hand away from your nose. If you were Adam, how close would you feel to God after that?** *[Answers will vary, but may include: close since God's breath is the source of his life.]*
6. Read or ask a volunteer to read Genesis 2:15.
7. **What are your chores at home?** *[Answers will vary.]* **How much do you enjoy doing them?** *[Answers will vary.]* **It looks like God gave Adam chores right away. Adam was to take care of the garden. Since it was a perfect world at that time, what do you suppose God thinks about us having jobs to do?** *[Perhaps God thinks it is good for us to have chores or to take care of creation.]*

8. Read or ask a volunteer to read Genesis 2:16, stopping after "...commanded the man."
9. Play the recording of Genesis 2:16-17.
10. Read or ask a volunteer to read, Genesis 3:1. Be sure to stop after saying, "He said to the woman."
11. Play the recording of Genesis 3:1.
12. Read or ask a volunteer to read, Genesis 3:2-4. Be sure to stop in verse four after "said to the woman."
13. Play the recording of Genesis 3:4-5.
14. Read Genesis 3:6-8.
15. **We heard some different voices when we read this story: God's voice, the snake's voice, and Eve's voice. Let's go back and take a closer look and listen to their words.**
16. Replay the recording of Genesis 2:16-17.
17. **What was the message in God's voice?** [*Eat freely except of the tree of the knowledge of good and evil or you will die.*] **How fair do you think it was for God to keep Adam and Eve from some of the fruit?** [*Answers will vary.*] **Why do you think God gave Adam and Eve a rule like that?** [*To protect them; so they would know that they need to obey God.*]
18. Replay the recording of Genesis 3:1.
19. **Why did the snake ask this question?** [*Answers may vary; it seems like the snake was stirring up trouble.*]
20. Replay the recording of Genesis 3:4-5.
21. **The snake made it seem like God was keeping Eve from something she had a right to have. When have you been tempted by another person to do the wrong thing?** [*Answers will vary.*] **What reasoning did that person use?** [*Answers will vary.*]
22. **Did you hear any difference in what God actually said and what Eve said that God said?** (Refer to Genesis 2:16-17; Genesis 3:2-3) [*Eve said that they were not allowed to touch the tree.*] **Why do you think Eve said words that God did not actually say?** [*She was exaggerating; she was going along with the negativity of the snake.*]
23. **It is easy to get worked up and go along with the one who is stirring up trouble. We can get caught up in the person's claims and add to them just like Eve when we let emotion take over. What are some of the voices (people or temptations) that try to get you to do the wrong thing?** [*Answers will vary.*]
24. **What can we do to keep from following the sneaky misleading voices?** [*Pray, talk to friends, talk to parents or teachers, etc.*]

Living the Story (15 minutes)

Roles in Fellowship

Role play reaching out to help those who listen to the wrong voices.

You will need:

- † Activity Sheet #3-1.A

Before class:

1. Cut out the cards from the activity sheet and place them word side down on the floor or table.
2. Optional: Have extra cards ready to write answers to #23 from Learning the Story.

During class:

1. **As part of the family of God, we should look out for each other. If we see someone doing something that might lead to hurt or that is following a voice other than God's, we can offer to help. As part of fellowship, we should look for opportunities to help each other. We are going to role play situations where you can reach out to those in the family of God who may be listening to a voice that is leading them in a dangerous direction.**
2. Explain that the children will divide into pairs and take turns choosing a card. Determine how to handle the situation, and act out a possible resolution. Use as many cards as time allows.
3. Note the option on Activity Sheet #3-1.A to personalize the scenarios using students' answers to #23 in Learning the Story.
4. After the activity, say: **As part of fellowship, we look out for each other. We help each other, we encourage each other, we celebrate with each other, and we try to keep each other from making poor choices.**

Additional Activities

Promises, Promises (20 minutes)

Play a Bible verse game to find some of God's promises.

You will need:

- † Bibles
- † Activity Sheet #3-1.B
- † Activity Sheet #3-1.C

Before class:

1. Print Activity Sheet #3-1.B and cut out the cards.
2. Print Activity Sheet #3-1.C (answer key) for your reference.
3. Mix up the cards and put them in a stack on a table. This is the promise card station.

During class:

1. Divide the class into two teams.
2. **This game is about promises.**
3. **When it is your team's turn, you will send one player to your team's card station (point to the station). That person will take a card off the top of the pile (demonstrate). Please send a different player each time it is your team's turn to go to the card station.**
4. **The player who selects the card will stay at the card station and call out the question and chapter and verse on the card.**
5. **Working in your teams, use the Bible's table of contents to locate the verses and to find the answer to the question. The player who drew the card remains at the station in case either team needs the Scripture reference repeated.**
6. **The first team who sends a teammate to the promise card station with the correct answer wins five points. I will make sure the response is correct.**
7. **Beware! When a "you broke a promise" card is selected, the team that sent a player to pick a card will lose five points, and the other team will send a player to choose the next card. (Remember to keep track of the points.)**
8. After the game, ask: **After playing this game, what new things do you know about God's promises?** [*Answers will vary among any of the items on the answer key.*]

Watch Out for that Snake (15 minutes)

Plan a strategy to watch out for that snake.

You will need:

- † Paper
- † Pens or pencils
- † Optional: Internet-connected video player

Before class:

1. If desired, locate a music video about today's passage using the search term "Watch Out for the Snake Video" set it on pause, ready to play.

During class:

1. Optional: Play the video.
2. Divide the class into small groups. Give each group paper and pens or pencils.
3. **As a group, list the "snakes" (voices, words, temptations) that you need to be careful to ignore.** They should have some ideas based on other parts of the lesson, but encourage them to think more. **Let us see which group can come up with the longest list.**
4. When the lists are made, collect them and give each group a list that was made by another group.
5. **As a group, make a suggestion for how individuals can handle each of the items on the other group's list.**
6. When this is done, go from group to group, asking each group to share one item and one suggestion. Keep going around the room until all items have been shared.
7. **We need to prepare for how to handle the "snakes" so that we will follow God and not the snakes when choosing our words and actions.**

Fruit Art (15 minutes)

Create and eat Bible story fruit art.

You will need:

- † Paper plates
- † Napkins
- † Toothpicks
- † Fruit
- † Small sandwich size bags

Before class:

1. Before serving any food, always check with participants or caregivers for students who have food allergies. Provide an alternative if necessary.
2. Optional: review ideas for “fruit art” so you can have a point of reference for this activity by performing an Internet search for “easy fruit art for kids.”
3. Slice various kinds of fruit and divide it, putting the same amount in each small bag.

During class:

1. **Fruit is good for us. God made it to nourish us. In today’s story, it was not the fruit in the garden that was bad; it was disobedience to God that was bad.**
2. **Fruit is also pretty. God was creative when he made some nice-looking fruit for us to eat.**
3. Distribute paper plates and bags of cut-up fruit.
4. Ask the students to be creative and use the slices of fruit to illustrate something from today’s Bible story. The children will make art out of fruit.
5. Ask the students to share the story that goes with their plates.
6. After everyone has shared, the fruit artists can eat their masterpieces.

Bible Book (5 minutes)

Optional ongoing activity.

You will need:

- † Bible Book page (found at end of lesson)
- † Cardstock or plain paper
- † Pens or pencils
- † Markers or crayons
- † Optional: three-ring binders, hole punch

Before class:

1. Make copies of this week's Bible Book page on cardstock or copy paper for each student.

During class:

1. Hand out Bible Book pages.
2. **What are some of the important things we have learned from today's story?**
[Answers will vary.]
3. **On the bottom of your page, please write one or two important things that you have learned from the story today. In the middle of the page, draw a picture from the story or illustrate one of the important things you've learned. Don't forget to put your name on the back of the page, please!**
4. Optional: Collect and three-hole punch the pages, and put them in individual binders for each student to be kept at church until the end of the year. If you wish, you can investigate other options for binding the Bible books through a local print shop at the end of the year instead of using a three-ring binder.

Sending the Story (5 minutes)

1. Replay the recordings of the voices used in Learning the Story, noting the subtle trickery of the serpent.
2. Ask the children what one thing they will do this week to make sure they are listening to the voice of the God who loves them.

Prayer

Before ending class, make a point to come together to pray. Use the following or say your own prayer.

Pray a responsive prayer, where the children pray, “Help me say no to the crafty snakes” after each of your lines.

God,

Thank you that you love us so much that you keep your promises to us even when we break our promises to obey you.

We love your ways.

Help me say no to the crafty snakes.

We want to follow your ways.

Help me say no to the crafty snakes.

We know we will mess up sometimes.

Help me say no to the crafty snakes.

Thank you that you will forgive us and that you always keep on loving us.

Amen.

Optional: Ask the children to bring one or two of their baby pictures next week.

Roles in Fellowship

Role play reaching out to help those who listen to the wrong voices.

A friend is picking on a classmate at school.	A friend encourages you to hang out at the mall rather than attending worship at church.
A friend slipped a candy bar off a counter at the store and put it in their coat pocket.	A friend tries to convince you that it is all in fun, so come along and play a prank on the teacher.
A friend's parents are not home, and you were invited to watch inappropriate television shows.	A friend's language is getting worse and worse.
A friend wants the two of you to try some of the wine in your parents' refrigerator.	A friend wants you to lie to keep both of you out of trouble for something that you should not have done.

Promises, Promises

Play a game about promises.

<p>YOU BROKE YOUR PROMISE</p>	<p>GOD KEEPS GOD'S PROMISES</p> <p>2 Peter 1:4</p> <p>What has God given us?</p>	<p>GOD KEEPS GOD'S PROMISES</p> <p>Jeremiah 29:11</p> <p>What kind of future does God promise you?</p>
<p>YOU BROKE YOUR PROMISE</p>	<p>GOD KEEPS GOD'S PROMISES</p> <p>Matthew 11:29</p> <p>What does God promise for your soul?</p>	<p>GOD KEEPS GOD'S PROMISES</p> <p>Isaiah 40:29-31</p> <p>What does God promise those who wait for the Lord?</p>
<p>YOU BROKE YOUR PROMISE</p>	<p>GOD KEEPS GOD'S PROMISES</p> <p>Philippians 4:19</p> <p>What does God promise to do?</p>	<p>GOD KEEPS GOD'S PROMISES</p> <p>Romans 8:37-39</p> <p>What does God promise us?</p>
<p>YOU BROKE YOUR PROMISE</p>	<p>GOD KEEPS GOD'S PROMISES</p> <p>Proverbs 1:33</p> <p>What does God promise?</p>	<p>GOD KEEPS GOD'S PROMISES</p> <p>John 14:27</p> <p>What does God promise us?</p>

Promises, Promises

Play a game about promises.


Answer Key.

<p>YOU BROKE YOUR PROMISE</p>	<p>GOD KEEPS GOD'S PROMISES</p> <p>2 Peter 1:4</p> <p>What has God given us? <i>[Divine promises]</i></p>	<p>GOD KEEPS GOD'S PROMISES</p> <p>Jeremiah 29:11</p> <p>What kind of future does God promise you? <i>[A future with hope]</i></p>
<p>YOU BROKE YOUR PROMISE</p>	<p>GOD KEEPS GOD'S PROMISES</p> <p>Matthew 11:29</p> <p>What does God promise for your soul? <i>[Rest]</i></p>	<p>GOD KEEPS GOD'S PROMISES</p> <p>Isaiah 40:29-31</p> <p>What does God promise those who wait for the Lord? <i>[Renewed strength]</i></p>
<p>YOU BROKE YOUR PROMISE</p>	<p>GOD KEEPS GOD'S PROMISES</p> <p>Philippians 4:19</p> <p>What does God promise to do? <i>[Meet all your needs]</i></p>	<p>GOD KEEPS GOD'S PROMISES</p> <p>Romans 8:37-39</p> <p>What does God promise us? <i>[Nothing can separate us from God's love]</i></p>
<p>YOU BROKE YOUR PROMISE</p>	<p>GOD KEEPS GOD'S PROMISES</p> <p>Proverbs 1:33</p> <p>What does God promise? <i>[Those who listen to God will be secure]</i></p>	<p>GOD KEEPS GOD'S PROMISES</p> <p>John 14:27</p> <p>What does God promise us? <i>[God's peace]</i></p>

Creation and Fall

Genesis 2:4b-7, 15-17, 3:1-8

I Learned:



The Story @ Home

3rd-6th

Living the Word: Teaching Kids God's Story

Narrative Lectionary, Year 3 (2020-2021)

Lesson #3-1

Genesis 2:4b-7, 15-17, 3:1-8

This Week

At the beginning of creation God makes a promise to the first humans, but they quickly break the promise they make to God (Genesis 2:4b-7, 15-17, 3:1-8).

The Point

God loves us, even when we do the wrong thing.

Story Summary

Creation and Fall

After God made the earth and the heavens, God formed the first humans. These humans, Adam and Eve, were called by God to care for the garden of Eden. God gave them permission to eat any of the fruit that grew there, with one exception. The crafty serpent encouraged Eve to question God's rules and love for humankind. She decided that God was keeping the best from them rather than giving them the best of creation. Eve and Adam both ate the forbidden fruit. God gave them everything, including a perfect relationship with God, but they followed the words of the serpent and disobeyed God. Their betrayal damaged their relationship with God. Sin came between humankind and God.

Bible Nuts & Bolts

What Is the Bible?

The Bible is a collection of 66 books, full of stories, commands, and good news. One of the best things about the Bible is the message of love it brings to God's people. Just as a family photo album tells the story of that family's relationships and depicts the love found within that family, the Bible tells the story of God's love for God's people through stories and promises.

Practice: Fellowship

Like Adam and Eve, we are created to be in loving relationships with each other, and with God. But we all break promises and hurt others, even if we do not mean to. Take time together for each person to ask forgiveness from others in the family, even for small acts. Then, offer forgiveness with words, hugs, or high fives!

Next Week

God promises Abram (Abraham), that he and his wife Sarai (Sarah) will have many descendants, even though they are old and have no children (Genesis 15:1-6).

Family Discussions

Use the questions below or other questions you think of to discuss today's Scripture reading (listed above) with your family.

- ✝ God has a reason for what God did. What do you think it was?
- ✝ What does this passage tell us about God's promises?
- ✝ What would you have done or said if you were one of the characters in this passage?

Family Devotions

As you hear and study these stories each week, consider what God has to say to you and your family. What is God's message to us? How should we respond?

Sunday—Read Genesis 2:4b-7, 15-17; 3:1-8

God created the Garden of Eden and asked Adam to take care of it. Think about all that God created for you. Thank God for hands, and then each family member can demonstrate something we can do with our hands. Continue with feet, legs, arms, eyes, and nose. God carefully designed us. God cares about us.

Monday—Read Genesis 3:9-19

God confronted Adam and Eve about their sin. Act out the passage. Show embarrassment by hiding behind the couch or a chair or even your hands. Do we ever blame other people for things that we do wrong?

Tuesday—Read Genesis 6:9-22

God told Noah to build an ark, and God promised to keep Noah and his family safe during the flood. Find something you can pretend to be the ark. Line up stuffed animals or other toys, two by two.

Wednesday—Read Genesis 7:17-24; 8:6-12

Just as God promised, there was a flood, but Noah's family was safe. Continue using the pretend ark. Tap your fingers or hands on something to make sounds like rain. Imagine being in an ark and hearing the heavy rain for days and days.

Thursday—Read Genesis 9:8-17

God made a rainbow covenant with Noah, promising never to destroy the earth by flood again. Dress up in colorful outfits. Try to have on as many colors as possible. Wear your rainbow outfits and walk around, thanking God for keeping promises.

Friday—Read Genesis 11:1-9

The people were working together to become as powerful as God. They had to remember that people will always need God. Find a video of someone speaking another language. Block the screen and just listen to the other language.

Saturday—Read Genesis 12:1-7

Abram was asked to pick up everything and go wherever God leads him. Individual family members can choose something fun to do. After everyone is deeply involved, one family member should announce that everyone needs to get up. We need to go somewhere else now. How many get up right away to follow?